

click here to watch the machine video

SM44HS MACHINECARD

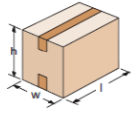
DATE

CUSTOMER



MACHINE TYPE SM44 SM44/4

SM44HS+AS26HS



SM44-HS Range : Automatic Random Cartons Sealing Machines

Standard

| Taping Head K11/70 | L | W | H |
|--------------------|-----|-----|-----|
| Min. | 200 | 160 | 140 |
| Max. | 600 | 500 | 500 |

| Taping Head K11/50 | L | W | H |
|--------------------|-----|-----|-----|
| Min. | 200 | 160 | 140 |
| Max. | 600 | 500 | 500 |

Any different dimension out of the standards above will be on request.

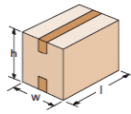
Configurable

On Demand

| Taping Head K12/70 | L | W | H |
|--------------------|-----|-----|-----|
| Min. | 200 | 160 | 140 |
| Max. | 600 | 500 | 500 |

| Taping Head K12/50 | L | W | H |
|--------------------|-----|-----|-----|
| Min. | 200 | 160 | 140 |
| Max. | 600 | 500 | 500 |

SM44/4HS+AS26HS



Standard

| Taping Head K11/30 | L | W | H |
|--------------------|-----|-----|-----|
| Min. | 200 | 160 | 90 |
| Max. | 600 | 500 | 460 |

| Taping Head K11/70 | L | W | H |
|--------------------|-----|-----|-----|
| Min. | 200 | 160 | 120 |
| Max. | 600 | 500 | 460 |

| Taping Head K11/50 | L | W | H |
|--------------------|-----|-----|-----|
| Min. | 200 | 160 | 100 |
| Max. | 600 | 500 | 460 |

Any different dimension out of the standards above will be on request.

Configurable

On Demand

| Taping Head K12/70 | L | W | H |
|--------------------|-----|-----|-----|
| Min. | 200 | 160 | 120 |
| Max. | 600 | 500 | 460 |

| Taping Head K12/50 | L | W | H |
|--------------------|-----|-----|-----|
| Min. | 200 | 160 | 100 |
| Max. | 600 | 500 | 460 |

Capacity Production :
up to 800 Bph
Always based on mix of
boxes sizes manageable.

| Operating Pressure Range | Air Consumption : |
|--------------------------|-------------------|
| from 5,5 bar - to 7 bar | 13,3 NI/cycle |

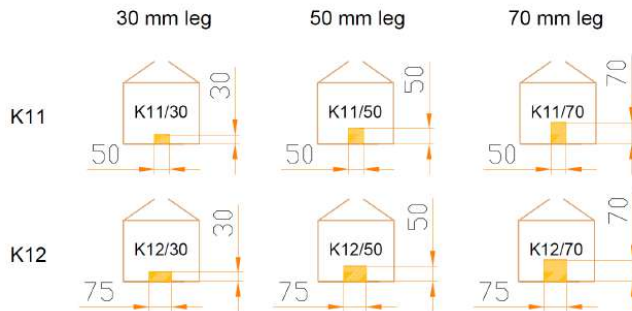
Note. in case of box sizes over or under these range SIAT is able to produce special machines under request

FEEDING UNIT TYPE AS26 (standard) AS24

TAPING UNIT TYPE K11/30 K12/30

K11/50 K12/50

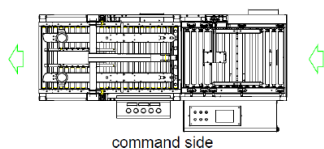
K11/70 K12/70



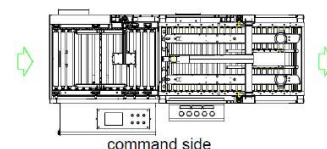
TAPING UNIT POSITION TOP + BOTTOM TOP ONLY + BOTTOM PLATE

COMMAND SIDE LEFT SIDE RIGHT SIDE

LEFT MACHINE



RIGHT MACHINE



DOORS OPENING SIDE ON BOTH SIDES

WORKBENCH HEIGHT FROM 560 UP TO 800 mm (standard)
FROM 720 UP TO 970 mm

SPECIAL REQUEST FOR WORKBENCH HEIGHT

MACHINE ON WHEELS YES (+110 mm to be added on the workbench height)
NO

**MACHINE SAFETY
FENCE TYPE** METALLIC GRIDS (standard)
METAL FRAME WITH TRANSPARENT INSERTS

PLC TYPE SIEMENS S7-1200 (standard)
OMRON CJ1M

POWER SUPPLY 380/415V 50Hz 3PH+N+PE
OTHER, PLEASE SPECIFY

NEUTRAL WIRING SYSTEM TT (standard)
TN-S
TN-C
IT

CONTROL PANEL POSITION INTEGRATED ON THE MACHINE (standard)
EXTERNAL PULPIT VERSION

ADDITIONAL FEATURES (END / BRAKE TAPE DEVICE IS STANDARD)

ADDITIONAL FULL LINE PHOTOCCELL (INCLUDED)

MOTORIZED CONVEYOR CONTROL (SIGNAL)

RETRACTABLE BOTTOM TAPING UNIT (MIN. WORKBENCH HEIGHT 700 mm)
device to remove the bottom taping head for by-pass cycle (not taped box - only transit mode)

MACHINE COLORS

STANDARD FRAME RAL 7016- MOVING PARTS RAL 1021 - SAFETY GUARDS RAL 7040

SPECIAL COLOR REQUEST:

FRAME

MOVING PARTSMETALLIC

SAFETY GUARDS

SPECIAL ENVIRONMENT CONDITIONS (inside the company building)

HIGH ALTITUDE (MORE THAN 1000 M A.S.L.) please specify

HOT TEMPERATURE (MORE THAN 40°C) please specify

LOW TEMPERATURE (LESS THAN5°C) please specify

HIGH HUMIDITY (MORE THAN 80%) please specify

DOCUMENTATION LANGUAGE

ITALIAN

ENGLISH

GERMAN

FRENCH

SPANISH

OTHER, PLEASE SPECIFY

NOTE. THE SIAT MACHINES ARE SUPPLIED WITH CE CERTIFICATION DOCUMENTS

SPECIAL REQUESTS (if customer wants to add special requests or comments)

SIGNALS EXCHANGE

SIAT
CASE SEALER

- EMERGENCY
- MACHINE IN CYCLE
- MACHINE IN ALARM
- END TAPE
- BROKEN TAPE
- INFEED REQUEST
- END BOX TRANSFER
- BOX READY TO BE UNLOADED



CUSTOMER
OUTPUT LINE

CUSTOMER
OUTPUT LINE

- NO ALARMS
- BOX READY
- BOX TO BE TAPED
- ENABLE TO UNLOAD
- END BOX TRNASFER



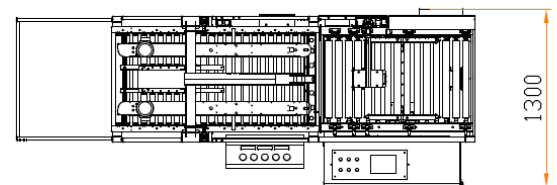
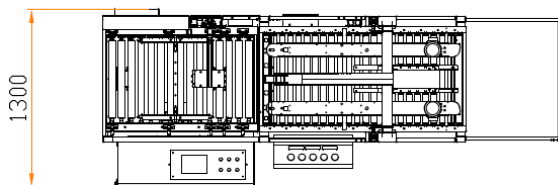
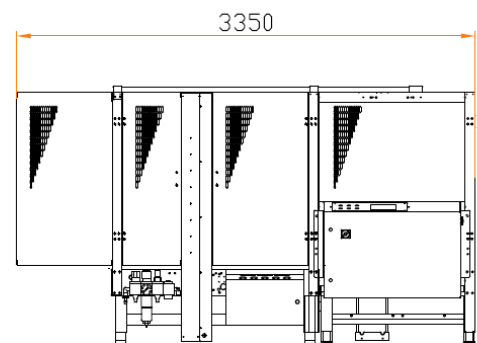
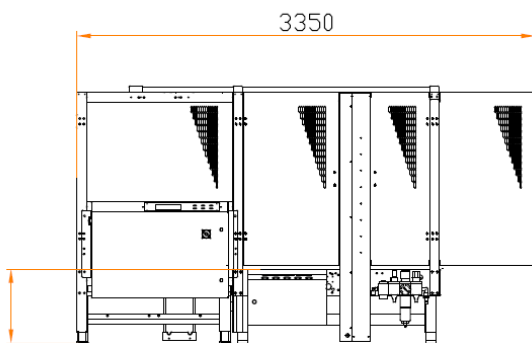
SIAT
CASE SEALER

OTHER SIGNAL EXCHANGE NEEDED, PLEASE SPECIFY

FROM SIAT TO CUSTOMER

FROM CUSTOMER TO SIAT

MACHINE LAYOUT (Refferal dimensions, external cabinet - not present - position adjustable)



DX - right version

SX - left version

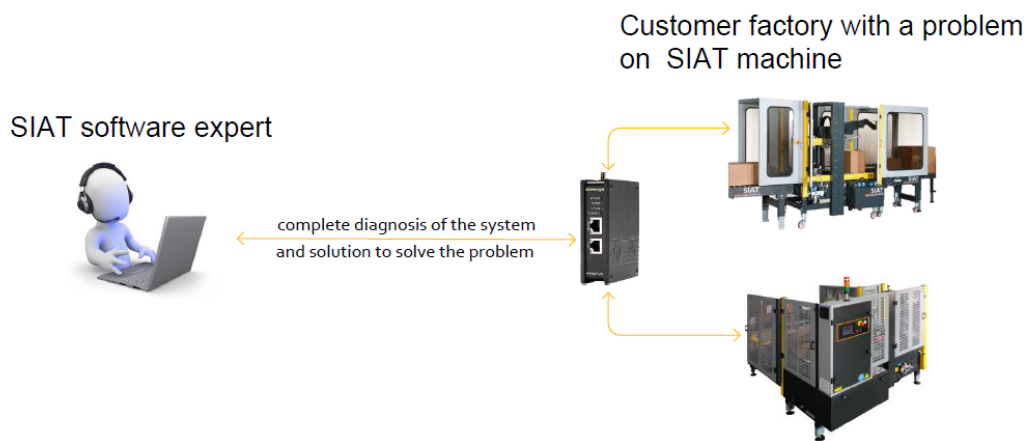
SIAT CONNECT module (ready with SIAT sim card)

REMOTE CONTROL FOR A COMPLETE MACHINE DIAGNOSIS AND MACHINE PROGRAM MODIFICATION

PLC COMPATIBILITY: **Siemens S7-1200,S7-300 series – Omron CP1L , CJ1M PLCs.**

CONNECTIONS AVAILABLE: **LAN, 3G, 4G, Wi-Fi.**

COMPATIBLE SIAT MACHINES: **SM44HS, SM44HD, F144, F344, FLEXOs**



PROs

- Faster reaction and problem solving
- Way lower intervention costs
- Possibility to be installed on old and new machines

DATA

- Code for SIAT-connect SBB0005357

BOXES INFORMATION: Note. standard weight range is 2- 30 kg, supposed for a product full box. Any other difference from these values should be evaluated by engineering department. In the last page the customer can check the general features required for the box.

| | FEFCO TYPE | LENGTH (mm) | WIDTH (mm) | HEIGHT (mm) | WEIGHT (kg) | OUTPUT (BPM) |
|--------|------------|-------------|------------|-------------|-------------|----------------|
| BOX 1 | | | | | | |
| BOX 2 | | | | | | |
| BOX 3 | | | | | | |
| BOX 4 | | | | | | |
| BOX 5 | | | | | | |
| BOX 6 | | | | | | |
| BOX 7 | | | | | | |
| BOX 8 | | | | | | |
| BOX 9 | | | | | | |
| BOX 10 | | | | | | |

WILL THE CUSTOMER SUPPLY BOXES TO BE TESTED? YES NO

IF YES PLEASE SEND SAMPLES TO:
 SIAT S.P.A. via Puecher, 22 TURATE (CO) ITALY TO THE ATTENTION OF FLAVIO PUGLIESE, AT LEAST TWO WEEKS BEFORE THE ESTIMATED DELIVERY DATE

IF YES, HOW MANY TYPES OF BOX DOES THE CUSTOMER WANT TO TEST?

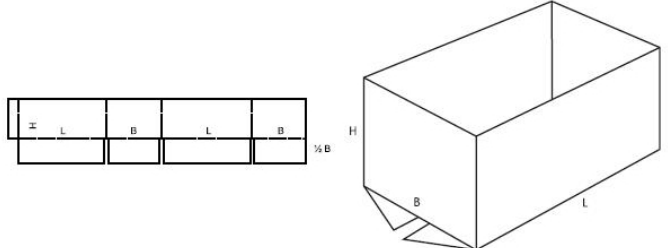
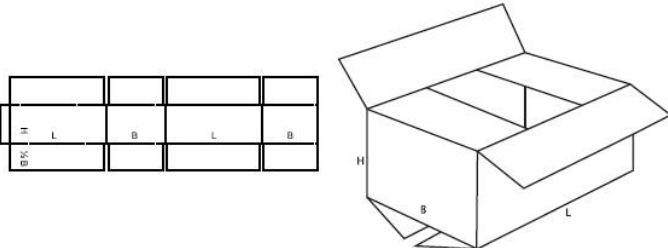


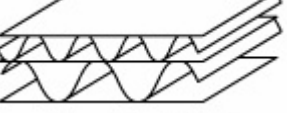

5 TYPES - MAX 100 PIECES, TESTED FREE OF CHARGE






FROM 6 TO 10 TYPES - UNDER PAYMENT

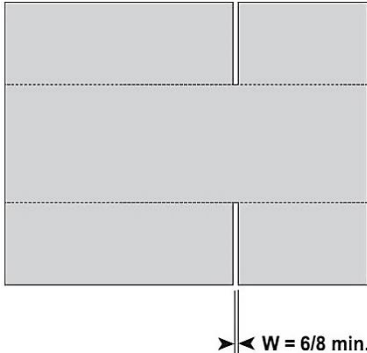
> 100 PIECES , UNDER PAYMENT

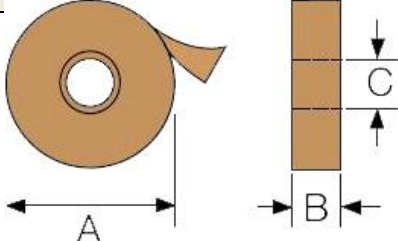
WILL THE CUSTOMER DO THE F.A.T. FOR THIS MACHINE? YES NO

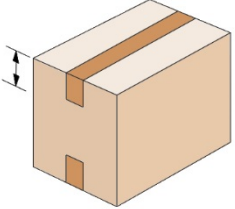
WILL SIAT INSTALL THE MACHINE?
 (under payment) YES NO

| <i>CARTON TYPE</i> | | |
|--|--------------------------------|---|
| FEFCO BOX TYPE | | |
| BOX MODEL | 0200 M/A |  |
| | 0201 M/A |  |
| CARDBOARD TYPE LAYERS STYLE | SINGLE FLUTE |  |
| | TWO LAYERS + SINGLE FLUTE |  |
| | THREE LAYERS + DOUBLE FLUTE |  |
| | FOUR LAYERS + TRIPLE FLUTE |  |

| | | |
|---------------------------------------|-----------|---|
| CARDBOARD TYPE FLUTE STYLE | FLUTE "F" |  |
| | FLUTE "E" |  |
| | FLUTE "C" |  |
| | FLUTE "B" |  |
| | FLUTE "A" |  |

| FEFCO BOX TYPE | | |
|-----------------------------------|--|---|
| MINIMUM BOXES REQUIREMENTS | <ol style="list-style-type: none"> 1. GOOD TEXTURE OF CARTONS WITH SIDE FREE OF FOLDS 2. CREASE LINE WELL MARKED. PREFERABLY DOUBLE. 3. WHEN THE BOX IS CLOSED, FLAPS MUST NOT TOUCH THEMSELVES. MIN. 2 mm OF SPACE NEEDED. 4. MIN. WIDTH OF CUTS: 6 – 8 mm (see picture) 5. PLEASE ADVISE IN CASE OF USE OF SQUARE BOXES 6. PLEASE ADVISE IN CASE OF SPECIAL PROCESSING OF CARDBOARD (ex. die-cutting) 7. PLEASE ADVISE THE FEFCO BOX TYPE ACCORDING TO THE ABOVE CODIFICATION |  <p style="text-align: right;">W = 6/8 min.</p> |

| TAPING UNIT PERFORMANCE | | | |
|--------------------------------|---|---------------|---|
| TAPE REEL DIMENSIONS | A | MAX. 410 mm |  |
| | B | 75 mm / 50 mm | |
| | C | 76 mm | |

| TAPE LEG | | | |
|----------------------------|------------------|-------|---|
| TAPE LEG DIMENSIONS | K11R / K12R | 70 mm |  |
| | K11R / K12R | 50 mm | |
| | K11/30 K12/30 | 30 mm | |