

click here to watch the machine video



SM44HD MACHINECARD

DATE

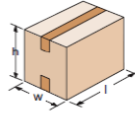
CUSTOMER

MACHINE TYPE

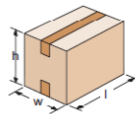
SM44

SM44/4

SM44HD+AS24HD



SM44/4+AS24HD



Capacity Production :
up to 450 Bph
Always based on mix of
boxes sizes manageable.

SM44-HD Range : Automatic Random Cartons Sealing Machines

Standard

Taping Head	L	W	H
K11/70			
Min.	200	160	140
Max.	600	500	500

Taping Head	L	W	H
K11/50			
Min.	200	160	140
Max.	600	500	500

Any different dimension out of the standards above will be on request.

Standard

Taping Head	L	W	H
K11/30			
Min.	200	160	90
Max.	600	500	460

Optional Taping Head	L	W	H
K11/70			
Min.	200	160	120
Max.	600	500	460

Optional Taping Head	L	W	H
K11/50			
Min.	200	160	100
Max.	600	500	460

Any different dimension out of the standards above will be on request.

Operating Pressure Range	Air Consumption :
from 5,5 bar - to 7 bar	15,2 NI/cycle

Configurable

On Demand

Taping Head	L	W	H
K12/70			
Min.	200	160	140
Max.	600	500	500

Taping Head	L	W	H
K12/50			
Min.	200	160	140
Max.	600	500	500

Configurable

On Demand

Taping Head	L	W	H
K12/70			
Min.	200	160	120
Max.	600	500	460

Taping Head	L	W	H
K12/50			
Min.	200	160	100
Max.	600	500	460

Note. in case of box sizes over or under these range SIAT is able to produce special machines under request

FEEDING UNIT TYPE

AS26

AS24 (standard)

TAPING UNIT TYPE

K11/30

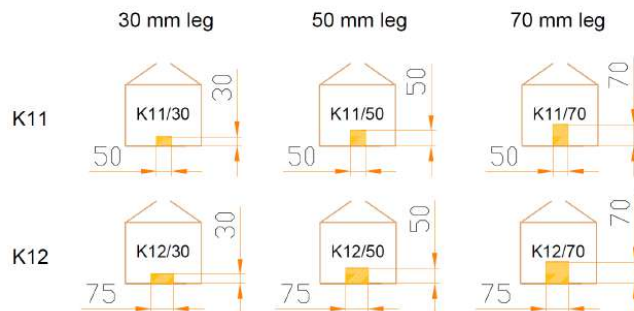
K12/30

K11/50

K12/50

K11/70

K12/70



TAPING UNIT POSITION

TOP + BOTTOM

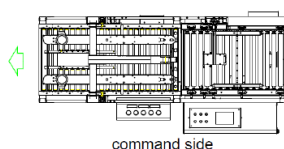
TOP ONLY + BOTTOM PLATE

COMMAND SIDE

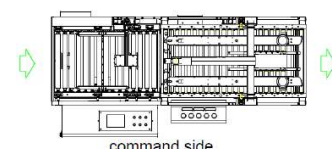
LEFT SIDE

RIGHT SIDE

LEFT MACHINE



RIGHT MACHINE



DOORS OPENING SIDE ON BOTH SIDES

WORKBENCH HEIGHT FROM 560 UP TO 800 mm (standard)
FROM 720 UP TO 970 mm

SPECIAL REQUEST FOR WORKBENCH HEIGHT

MACHINE ON WHEELS YES (+110 mm to be added on the workbench height)
NO

MACHINE SAFETY FENCE TYPE METALLIC GRIDS (standard)
METAL FRAME WITH TRANSPARENT INSERTS

PLC TYPE SIEMENS S7-1200 (standard)
OMRON CP1

POWER SUPPLY 380/415V 50Hz 3PH+N+PE
OTHER, PLEASE SPECIFY

NEUTRAL WIRING SYSTEM TT (standard)
TN-S
TN-C
IT

CONTROL PANEL POSITION INTEGRATED ON THE MACHINE (standard)
EXTERNAL PULPIT VERSION

ADDITIONAL FEATURES (END / BRAKE TAPE DEVICE IS STANDARD)

ADDITIONAL FULL LINE PHOTOCCELL (INCLUDED)

MOTORIZED CONVEYOR CONTROL (SIGNAL)

RETRACTABLE BOTTOM TAPING UNIT (MIN. WORKBENCH HEIGHT 700 mm)
device to remove the bottom taping head for by-pass cycle (not taped box - only transit mode)

MACHINE COLORS

STANDARD FRAME RAL 7016- MOVING PARTS RAL 1021 - SAFETY GUARDS RAL 7040

SPECIAL COLOR REQUEST:

FRAME

MOVING PARTS METALLIC

SAFETY GUARDS

SPECIAL ENVIRONMENT CONDITIONS (inside the company building)

HIGH ALTITUDE (MORE THAN 1000 M A.S.L.) please specify

HOT TEMPERATURE (MORE THAN 40°C) please specify

LOW TEMPERATURE (LESS THAN 5°C) please specify

HIGH HUMIDITY (MORE THAN 80%) please specify

DOCUMENTATION LANGUAGE

ITALIAN

ENGLISH

GERMAN

FRENCH

SPANISH

OTHER, PLEASE SPECIFY

NOTE. THE SIAT MACHINES ARE SUPPLIED WITH CE CERTIFICATION DOCUMENTS

SPECIAL REQUESTS (if customer wants to add special requests or comments)

SIGNALS EXCHANGE

SIAT
CASE SEALER

- EMERGENCY
- MACHINE IN CYCLE
- MACHINE IN ALARM
- END TAPE
- BROKEN TAPE
- INFEED REQUEST
- END BOX TRANSFER
- BOX READY TO BE UNLOADED



CUSTOMER
OUTPUT LINE

CUSTOMER
OUTPUT LINE

- NO ALARMS
- BOX READY
- BOX TO BE TAPED
- ENABLE TO UNLOAD
- END BOX TRNASFER



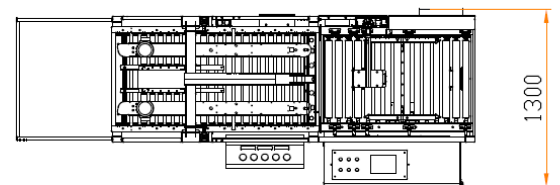
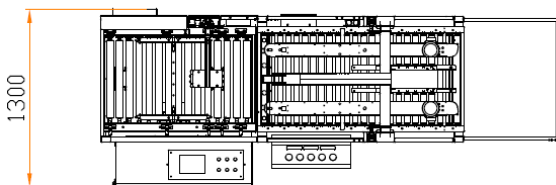
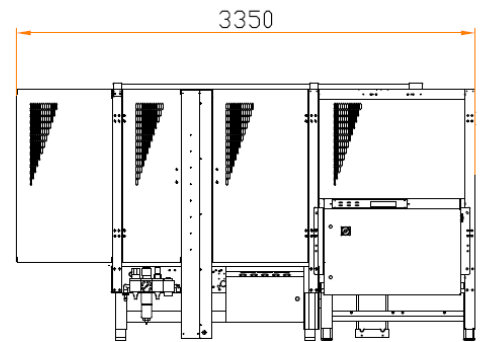
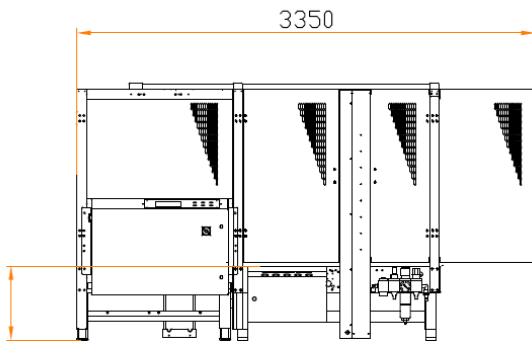
SIAT
CASE SEALER

OTHER SIGNAL EXCHANGE NEEDED, PLEASE SPECIFY

FROM SIAT TO CUSTOMER

FROM CUSTOMER TO SIAT

MACHINE LAYOUT (Refferal dimensions, external cabinet - not present - position adjustable)



DX - right version

SX - left version

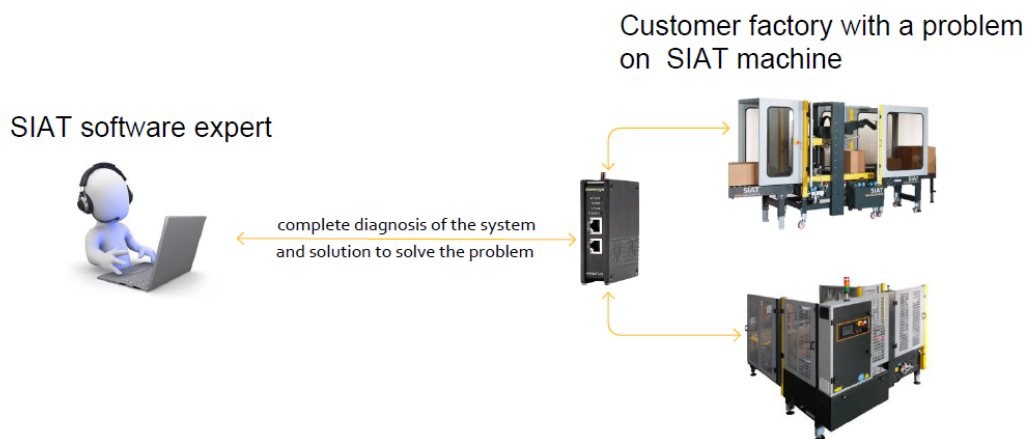
SIAT CONNECT module (ready with SIAT sim card)

REMOTE CONTROL FOR A COMPLETE MACHINE DIAGNOSIS AND MACHINE PROGRAM MODIFICATION

PLC COMPATIBILITY: **Siemens S7-1200,S7-300 series – Omron CP1L , CJ1M PLCs.**

CONNECTIONS AVAILABLE: **LAN, 3G, 4G, Wi-Fi.**

COMPATIBLE SIAT MACHINES: **SM44HS, SM44HD, F144, F344, FLEXOs**








PROs

- Faster reaction and problem solving
- Way lower intervention costs
- Possibility to be installed on old and new machines

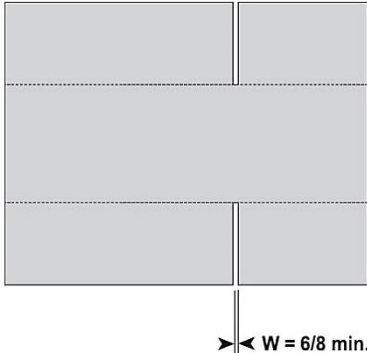
DATA

- Code for SIAT-connect SBB0005357

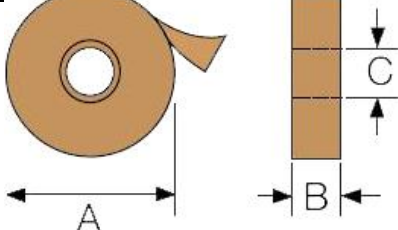
<i>CARTON TYPE</i>		
FEFCO BOX TYPE		
BOX MODEL	0200 M/A	
	0201 M/A	
CARDBOARD TYPE LAYERS STYLE	SINGLE FLUTE	
	TWO LAYERS + SINGLE FLUTE	
	THREE LAYERS + DOUBLE FLUTE	
	FOUR LAYERS + TRIPLE FLUTE	

CARDBOARD TYPE FLUTE STYLE	FLUTE "F"	
	FLUTE "E"	
	FLUTE "C"	
	FLUTE "B"	
	FLUTE "A"	

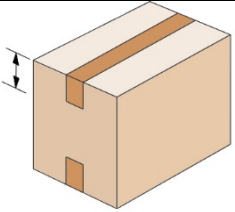
FEFCO BOX TYPE

MINIMUM BOXES REQUIREMENTS	<ol style="list-style-type: none"> 1. GOOD TEXTURE OF CARTONS WITH SIDE FREE OF FOLDS 2. CREASE LINE WELL MARKED. PREFERABLY DOUBLE. 3. WHEN THE BOX IS CLOSED, FLAPS MUST NOT TOUCH THEMSELVES. MIN. 2 mm OF SPACE NEEDED. 4. MIN. WIDTH OF CUTS: 6 – 8 mm (see picture) 5. PLEASE ADVISE IN CASE OF USE OF SQUARE BOXES 6. PLEASE ADVISE IN CASE OF SPECIAL PROCESSING OF CARDBOARD (ex. die-cutting) 7. PLEASE ADVISE THE FEFCO BOX TYPE ACCORDING TO THE ABOVE CODIFICATION 	 <p style="text-align: right; margin-right: 20px;">W = 6/8 min.</p>
-----------------------------------	--	---

TAPING UNIT PERFORMANCE

TAPE REEL DIMENSIONS	A	MAX. 410 mm	
	B	75 mm / 50 mm	
	C	76 mm	

TAPE LEG

TAPE LEG DIMENSIONS	K11R / K12R	70 mm	
	K11R / K12R	50 mm	
	K11/30 K12/30	30 mm	