

[click here to watch the machine video](#)

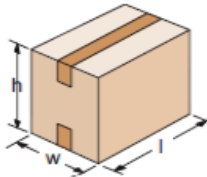
SM446HD MACHINECARD



DATE

CUSTOMER

SM446HD+AS26-650HD



Standard

Taping Head K12/70	L	W	H
Min.	300	160	140
Max.	800	650	650

Any different dimension out of the standards above will be on request.

Capacity Production :

up to 350 Bph

Always based on mix of boxes sizes manageable.

Operating Pressure Range

from 5,5 bar - to 7 bar

Air Consumption :

20 NI/cycle

Note. in case of box sizes over or under these range SIAT is able to produce special machines under request

FEEDING UNIT TYPE AS26 (standard)

TAPING UNIT TYPE

K11/30

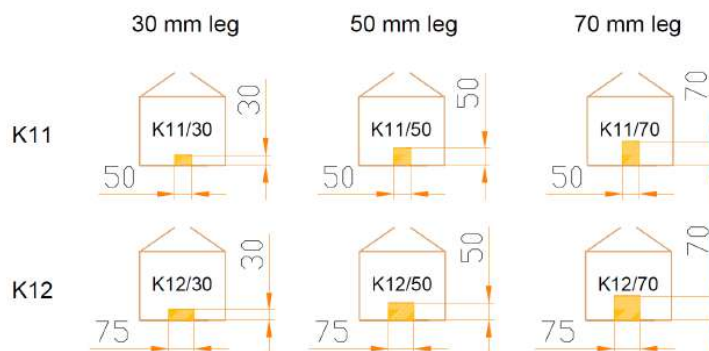
K12/30

K11/50

K12/50

K11/70

K12/70



TAPING UNIT POSITION

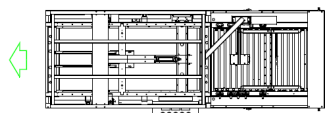
TOP + BOTTOM

TOP ONLY + BOTTOM PLATE

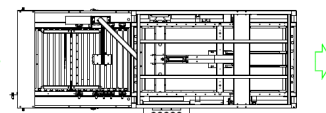
COMMAND SIDE

LEFT SIDE

RIGHT SIDE



LEFT MACHINE



RIGHT MACHINE

DOORS OPENING SIDE ON BOTH SIDES

WORKBENCH HEIGHT FROM 650 UP TO 850 mm (standard)
FROM 720 UP TO 970 mm

SPECIAL REQUEST FOR WORKBENCH HEIGHT

MACHINE ON WHEELS YES (+110 mm to be added on the workbench height)
NO

**MACHINE SAFETY
FENCE TYPE** METALLIC GRIDS
METAL FRAME WITH TRANSPARENT INSERTS (standard)

PLC TYPE SIEMENS S7-1200 (standard)
OMRON CJ1M

POWER SUPPLY 380/415V 50Hz 3PH+N+PE
OTHER, PLEASE SPECIFY

NEUTRAL WIRING SYSTEM TT (standard)
TN-S
TN-C
IT

CONTROL PANEL POSITION EXTERNAL PULPIT VERSION(standard)

ADDITIONAL FEATURES (END / BRAKE TAPE DEVICE IS STANDARD)

ADDITIONAL FULL LINE PHOTOCCELL (INCLUDED)

MOTORIZED CONVEYOR CONTROL (SIGNAL)

RETRACTABLE BOTTOM TAPING UNIT (MIN. WORKBENCH HEIGHT 700 mm)
device to remove the bottom taping head for by-pass cycle (not taped box - only transit mode)

MACHINE COLORS

STANDARD FRAME RAL 7016- MOVING PARTS RAL 1021 - SAFETY GUARDS RAL 7040

SPECIAL COLOR REQUEST:

FRAME

MOVING PARTSMETALLIC

SAFETY GUARDS

SPECIAL ENVIRONMENT CONDITIONS (inside the company building)

HIGH ALTITUDE (MORE THAN 1000 M A.S.L.) please specify

HOT TEMPERATURE (MORE THAN 40°C) please specify

LOW TEMPERATURE (LESS THAN5°C) please specify

HIGH HUMIDITY (MORE THAN 80%) please specify

DOCUMENTATION LANGUAGE

ITALIAN

ENGLISH

GERMAN

FRENCH

SPANISH

OTHER, PLEASE SPECIFY

NOTE. THE SIAT MACHINES ARE SUPPLIED WITH CE CERTIFICATION DOCUMENTS

SPECIAL REQUESTS (if customer wants to add special requests or comments)

SIGNALS EXCHANGE

SIAT
CASE SEALER

- EMERGENCY
- MACHINE IN CYCLE
- MACHINE IN ALARM
- END TAPE
- BROKEN TAPE
- INFEED REQUEST
- END BOX TRANSFER
- BOX READY TO BE UNLOADED



CUSTOMER
OUTPUT LINE

CUSTOMER
OUTPUT LINE

- NO ALARMS
- BOX READY
- BOX TO BE TAPED
- ENABLE TO UNLOAD
- END BOX TRNASFER



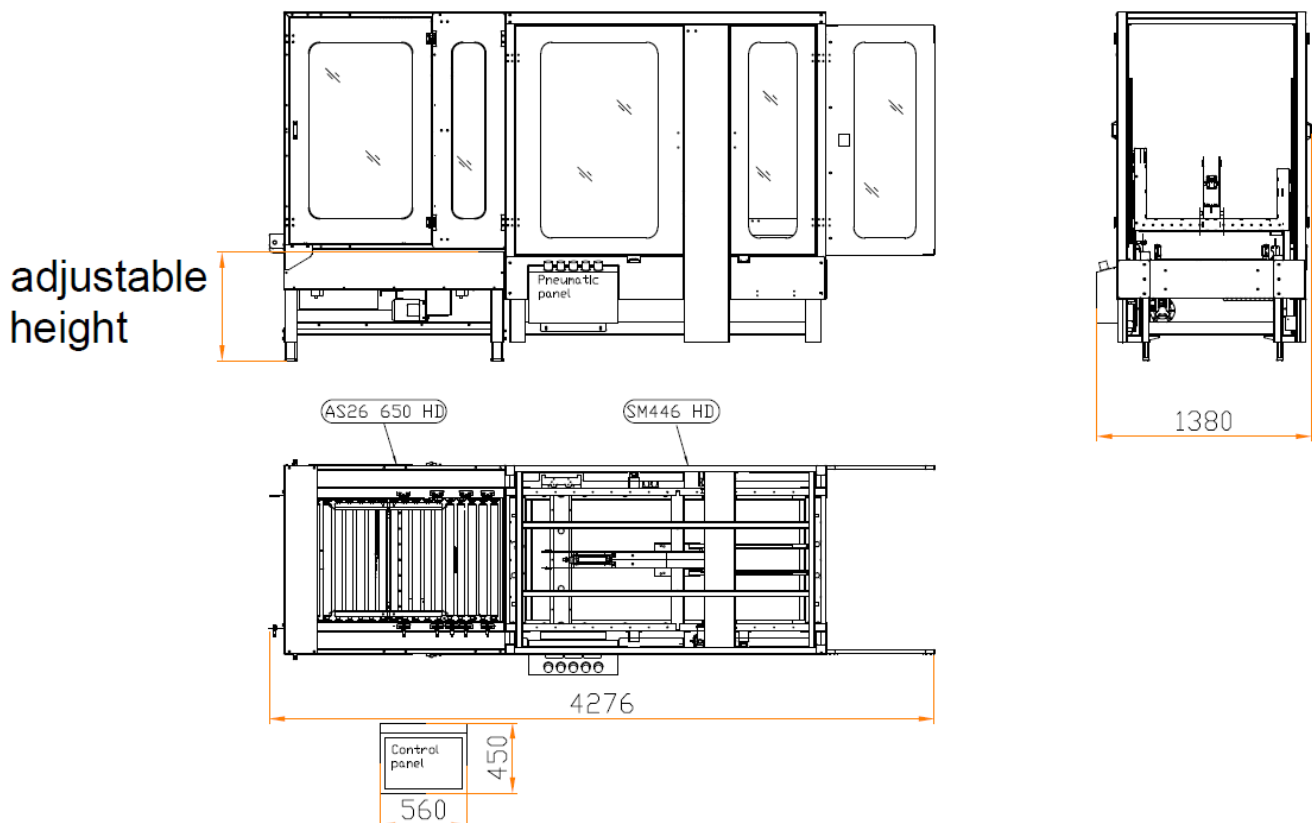
SIAT
CASE SEALER

OTHER SIGNAL EXCHANGE NEEDED, PLEASE SPECIFY

FROM SIAT TO CUSTOMER

FROM CUSTOMER TO SIAT

MACHINE LAYOUT (Refferal dimensions, external cabinet - not present - position adjustable)



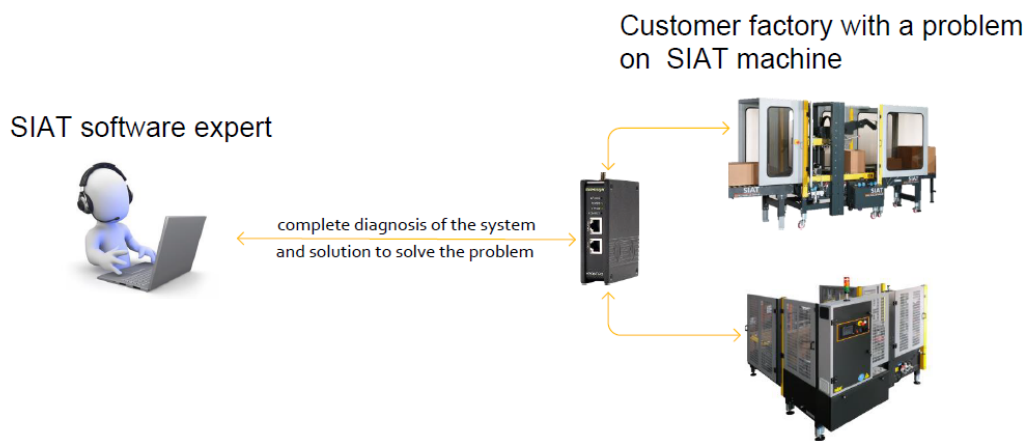
SIAT CONNECT module (ready with SIAT sim card)

REMOTE CONTROL FOR A COMPLETE MACHINE DIAGNOSIS AND MACHINE PROGRAM MODIFICATION

PLC COMPATIBILITY: **Siemens S7-1200,S7-300 series – Omron CP1L , CJ1M PLCs.**

CONNECTIONS AVAILABLE: **LAN, 3G, 4G, Wi-Fi.**

COMPATIBLE SIAT MACHINES: **SM44HS, SM44HD, F144, F344, FLEXOs**

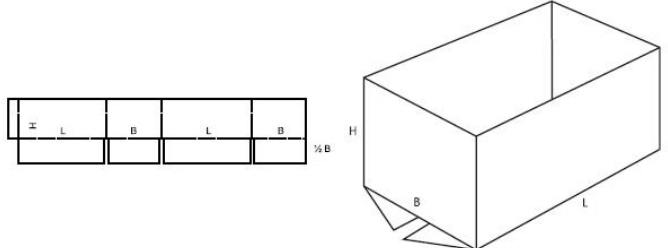
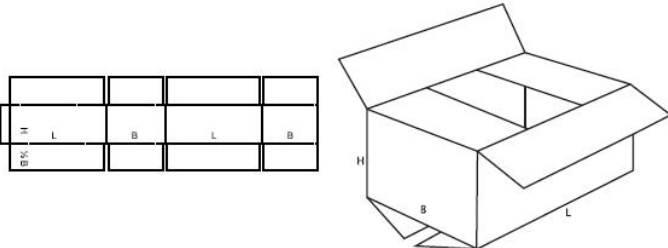


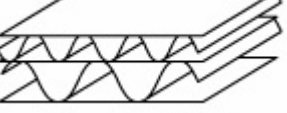








PROs

- Faster reaction and problem solving
- Way lower intervention costs
- Possibility to be installed on old and new machines

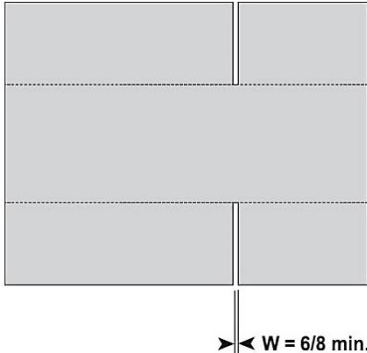
DATA

- Code for SIAT-connect SBB0005357

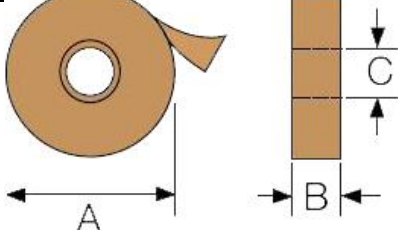
CARTON TYPE		
FEFCO BOX TYPE		
BOX MODEL	0200 M/A	
	0201 M/A	
CARDBOARD TYPE LAYERS STYLE	SINGLE FLUTE	
	TWO LAYERS + SINGLE FLUTE	
	THREE LAYERS + DOUBLE FLUTE	
	FOUR LAYERS + TRIPLE FLUTE	

CARDBOARD TYPE FLUTE STYLE	FLUTE "F"	
	FLUTE "E"	
	FLUTE "C"	
	FLUTE "B"	
	FLUTE "A"	

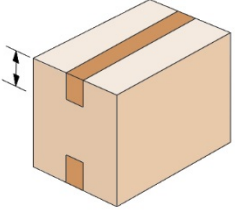
FEFCO BOX TYPE

MINIMUM BOXES REQUIREMENTS	<ol style="list-style-type: none"> 1. GOOD TEXTURE OF CARTONS WITH SIDE FREE OF FOLDS 2. CREASE LINE WELL MARKED. PREFERABLY DOUBLE. 3. WHEN THE BOX IS CLOSED, FLAPS MUST NOT TOUCH THEMSELVES. MIN. 2 mm OF SPACE NEEDED. 4. MIN. WIDTH OF CUTS: 6 – 8 mm (see picture) 5. PLEASE ADVISE IN CASE OF USE OF SQUARE BOXES 6. PLEASE ADVISE IN CASE OF SPECIAL PROCESSING OF CARDBOARD (ex. die-cutting) 7. PLEASE ADVISE THE FEFCO BOX TYPE ACCORDING TO THE ABOVE CODIFICATION 	 <p style="text-align: right;">W = 6/8 min.</p>
-----------------------------------	--	---

TAPING UNIT PERFORMANCE

TAPE REEL DIMENSIONS	A	MAX. 410 mm	
	B	75 mm / 50 mm	
	C	76 mm	

TAPE LEG

TAPE LEG DIMENSIONS	K11R / K12R	70 mm	
	K11R / K12R	50 mm	
	K11/30 K12/30	30 mm	