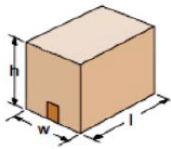




DATE  
CUSTOMER

**F345**



**Capacity Production :**  
up to 1000 Bph  
Always based on shorter  
box manageable.

**Standard**

| Taping Head<br>K11/70 | L   | W   | H   |
|-----------------------|-----|-----|-----|
| Min.                  | 200 | 150 | 150 |
| Max.                  | 560 | 350 | 450 |

| Taping Head<br>K11/50 | L   | W   | H   |
|-----------------------|-----|-----|-----|
| Min.                  | 200 | 150 | 150 |
| Max.                  | 560 | 350 | 450 |

Any different dimension out of the standards above will be on request.

| Operating Pressure Range | Air Consumption : |
|--------------------------|-------------------|
| from 5,5 bar - to 7 bar  | 9 NI/cycle        |

**Configurable  
On Demand**

| Taping Head<br>K12/70 | L   | W   | H   |
|-----------------------|-----|-----|-----|
| Min.                  | 200 | 150 | 150 |
| Max.                  | 560 | 350 | 450 |

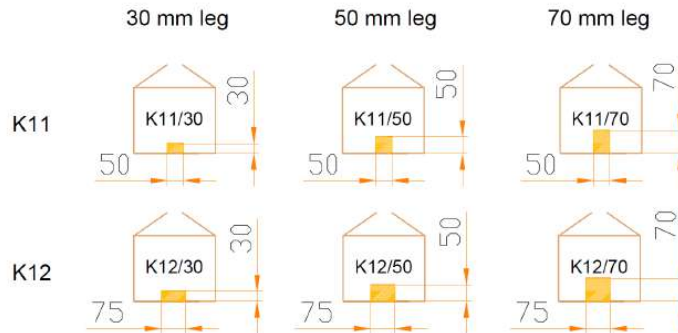
| Taping Head<br>K12/50 | L   | W   | H   |
|-----------------------|-----|-----|-----|
| Min.                  | 200 | 150 | 150 |
| Max.                  | 560 | 350 | 450 |

Note. in case of box sizes over or under these range SIAT is able to produce special machines under request  
Note. this is the dimensions range for box FEFCO 201, if the box is FEFCO 200 please specify in the next pages

**BOTTOM TAPING UNIT TYPE**

K11/30  
K11/50  
K11/70

K12/30  
K12/50  
K12/70




**MACHINE CONFIGURATION**

LEFT HAND

RIGHT HAND

LEFT HAND MACHINE

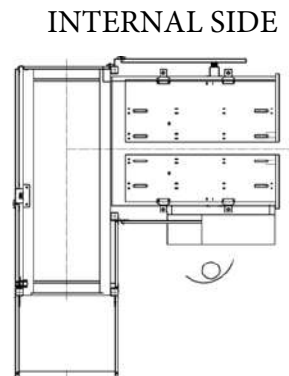
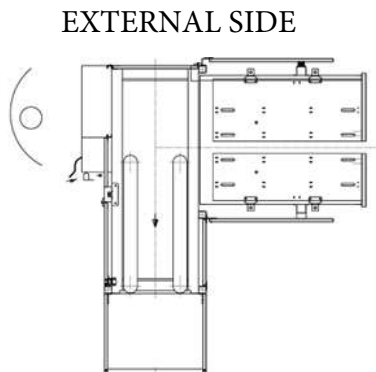
RIGHT HAND MACHINE



## CONTROL PANEL POSITION

EXTERNAL SIDE

INTERNAL SIDE



**WORKBENCH HEIGHT** FROM 590 UP TO 750 mm as standard

OTHER REQUEST FOR WORKBENCH HEIGHT

**WAREHOUSE CAPACITY**  
( layout at page 4 )

FROM 80 UP TO 150 BOXES ( standard )

FROM 160 UP TO 300 BOXES ( long version )

MACHINE ON WHEELS      YES

NO      note. if yes please consider + 150 mm on worbench height

## MACHINE COLORS

STANDARD: FRAME RAL 7016 - MOVING PARTS RAL 1021 - SAFETY GUARDS RAL 7040

SPECIAL COLOR REQUEST:

FRAME

MOVING PARTS

METALLIC SAFETY GUARDS

## SPECIAL ENVIRONMENT CONDITIONS ( inside the company building )

HIGH ALTITUDE ( MORE THAN 1000 M A.S.L. ) please specify

HOT TEMPERATURE ( MORE THAN 40 °C ) please specify

LOW TEMPERATURE ( LESS THAN 5°C ) please specify

HIGH HUMIDITY ( MORE THAN 80% ) please specify

## ELECTRIC SYSTEM

STANDARD MACHINE POWER SUPPLY: 380/415V 50Hz 3PH + N + PE

OTHER REQUEST, PLEASE SPECIFY

NEUTRAL WIRING TYPE TT ( STANDARD )

TN-S

TN-C

IT

PLC BRAND SIEMENS S7-1200 ( STANDARD )

OMRON CJ1M

VACUUM SYSTEM VENTURI

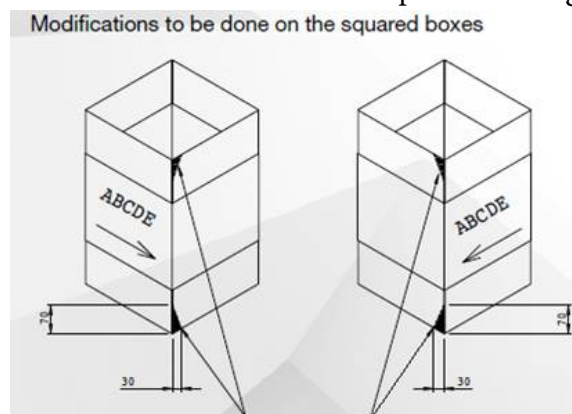
BECKER PUMP ( STANDARD )

PNEUMATICS BRAND SMC ( STANDARD )

FESTO

## ADDITIONAL FEATURES ( END /BRAKE TAPE DEVICE IS STANDARD )

SPECIAL KIT FOR SQUARED BOXES (PLEASE NOTE. SQUARED BOXES MUST HAVE CUTS AS PER IMAGE ( cuts suggested 70x30 mm on the width flap on both angles )



## DOCUMENTATION LANGUAGE

ITALIAN

ENGLISH

GERMAN

FRENCH

OTHER, PLEASE SPECIFY

NOTE. THE SIAT MACHINES ARE SUPPLIED WITH CE CERTIFICATION DOCUMENTS

## SIGNALS EXCHANGE

**SIAT**  
CASE ERECTOR

- MACHINE WORKING
- EMERGENCY
- ALARM
- TAPE BROKEN
- TAPE ENDED
- TAPED BOX READY
- END OF BOX TRANSFER



CUSTOMER  
OUTPUT LINE

CUSTOMER  
OUTPUT LINE

- FULL OUTPUT LINE
- EXCLUSION DETECTION  
END/BRAKE TAPE
- OUTPUT LINE EMERGENCY



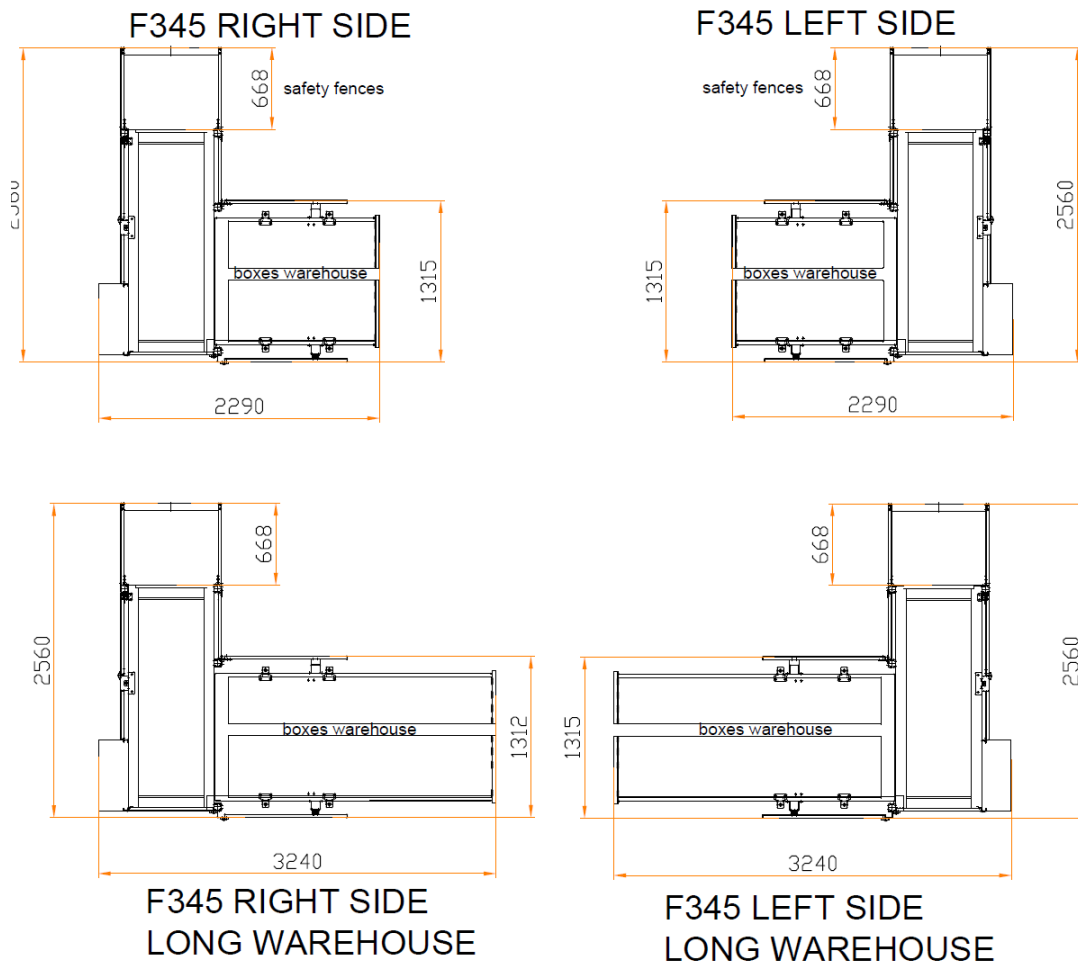
**SIAT**  
CASE ERECTOR

OTHER SIGNAL EXCHANGE NEEDED, PLEASE SPECIFY

FROM SIAT TO CUSTOMER

FROM CUSTOMER TO SIAT

## MACHINE LAYOUT ( referral dimensions )



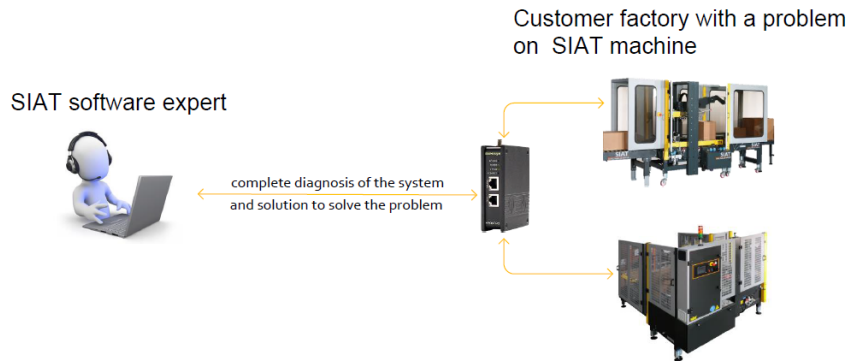
## SIAT CONNECT module ( ready with SIAT sim card )

### REMOTE CONTROL FOR A COMPLETE MACHINE DIAGNOSIS AND MACHINE PROGRAM MODIFICATION

PLC COMPATIBILITY: **Siemens S7-1200,S7-300 series – Omron CP1L , CJ1M PLCs.**

CONNECTIONS AVAILABLE: **LAN, 3G, 4G, Wi-Fi.**

COMPATIBLE SIAT MACHINES: **SM44HS, SM44HD, F144, F344, FLEXOs**



#### PROs

- Faster reaction and problem solving
- Way lower intervention costs
- Possibility to be installed on old and new machines

#### DATA

- Code for SIAT-connect SBB0005357

## COUNTERS ON HANDLES

recommended when the customer has different box types - to make the set-up easier



with the purchase of this accessory, if the customer sends the boxes, SIAT will create a table with the measures to manage them which will be sent with the machine

## SPECIAL REQUESTS ( if needed )

## BOXES INFORMATION

Note. in the next page there are some basic rules about the boxes that can be processed by a SIAT machine.

|        | FEFCO<br>TYPE | LENGTH<br>(mm) | WIDTH<br>(mm) | HEIGHT<br>(mm) | WEIGHT<br>(kg) | OUTPUT<br>( BPM ) |
|--------|---------------|----------------|---------------|----------------|----------------|-------------------|
| BOX 1  |               |                |               |                |                |                   |
| BOX 2  |               |                |               |                |                |                   |
| BOX 3  |               |                |               |                |                |                   |
| BOX 4  |               |                |               |                |                |                   |
| BOX 5  |               |                |               |                |                |                   |
| BOX 6  |               |                |               |                |                |                   |
| BOX 7  |               |                |               |                |                |                   |
| BOX 8  |               |                |               |                |                |                   |
| BOX 9  |               |                |               |                |                |                   |
| BOX 10 |               |                |               |                |                |                   |

WILL THE CUSTOMER SUPPLY BOXES TO BE TESTED?                      YES                      NO

IF YES PLEASE SEND SAMPLES TO:

SIAT S.P.A. via Puecher, 22 TURATE (CO) ITALY TO THE ATTENTION OF FLAVIO PUGLIESE, AT LEAST TWO WEEKS BEFORE THE ESTIMATED DELIVERY DATE

IF YES, HOW MANY TYPES OF BOX DOES THE CUSTOMER WANT TO TEST?

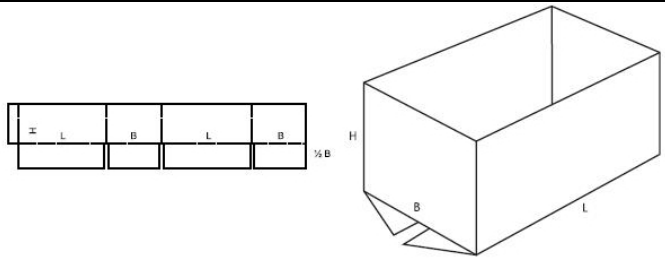
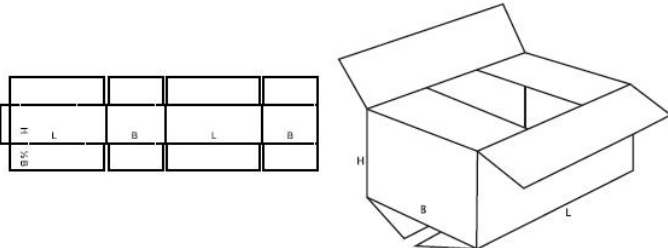


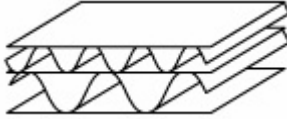

5 TYPES - MAX 100 PIECES, TESTED FREE OF CHARGE






FROM 6 TO 10 TYPES - UNDER PAYMENT

> 100 PIECES , UNDER PAYMENT

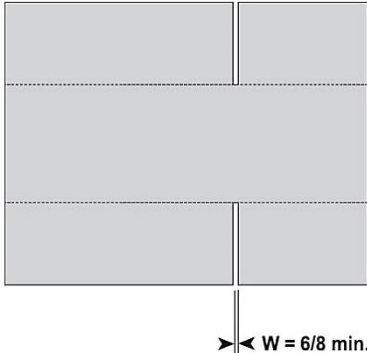
WILL THE CUSTOMER DO THE F.A.T. FOR THIS MACHINE?                      YES                      NO

WILL SIAT INSTALL THE MACHINE?  
( under payment )                      YES                      NO

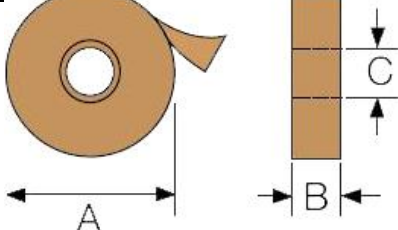
| <i><b>CARTON TYPE</b></i>              |                                |   |
|--|--------------------------------|---|
| <b>FEFCO BOX TYPE</b>                  |                                |   |
| <b>BOX MODEL</b>                       | 0200 M/A                       |     |
|  | 0201 M/A                       |    |
| <b>CARDBOARD TYPE<br/>LAYERS STYLE</b> | SINGLE FLUTE                   |   |
|  | TWO LAYERS +<br>SINGLE FLUTE   |   |
|  | THREE LAYERS +<br>DOUBLE FLUTE |   |
|  | FOUR LAYERS +<br>TRIPLE FLUTE  |  |

|                                       |           |   |
|---------------------------------------|-----------|---|
| <b>CARDBOARD TYPE<br/>FLUTE STYLE</b> | FLUTE "F" |  |
|                                       | FLUTE "E" |  |
|                                       | FLUTE "C" |  |
|                                       | FLUTE "B" |  |
|                                       | FLUTE "A" |  |

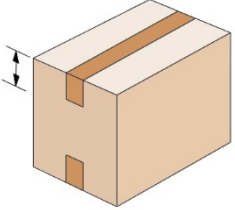
**FEFCO BOX TYPE**

|                                   |  |   |
|-----------------------------------|--|---|
| <b>MINIMUM BOXES REQUIREMENTS</b> | <ol style="list-style-type: none"> <li>1. GOOD TEXTURE OF CARTONS WITH SIDE FREE OF FOLDS</li> <li>2. CREASE LINE WELL MARKED. PREFERABLY DOUBLE.</li> <li>3. WHEN THE BOX IS CLOSED, FLAPS MUST NOT TOUCH THEMSELVES. MIN. 2 mm OF SPACE NEEDED.</li> <li>4. MIN. WIDTH OF CUTS: 6 – 8 mm (see picture)</li> <li>5. PLEASE ADVISE IN CASE OF USE OF SQUARE BOXES</li> <li>6. PLEASE ADVISE IN CASE OF SPECIAL PROCESSING OF CARDBOARD (ex. die-cutting)</li> <li>7. PLEASE ADVISE THE FEFCO BOX TYPE ACCORDING TO THE ABOVE CODIFICATION</li> </ol> |  <p style="text-align: right;">W = 6/8 min.</p> |
|-----------------------------------|--|---|

**TAPING UNIT PERFORMANCE**

|                             |   |               |   |
|-----------------------------|---|---------------|---|
| <b>TAPE REEL DIMENSIONS</b> | A | MAX. 410 mm   |  |
|                             | B | 75 mm / 50 mm |   |
|                             | C | 76 mm         |   |

**TAPE LEG**

|                            |                  |       |   |
|----------------------------|------------------|-------|---|
| <b>TAPE LEG DIMENSIONS</b> | K11R / K12R      | 70 mm |  |
|                            | K11R / K12R      | 50 mm |   |
|                            | K11/30<br>K12/30 | 30 mm |   |